



WONDER & WISE
BY ASWEETS GLOBAL INC.
P.O. Box 3054, City of Industry CA 91744
wonderandwise.com

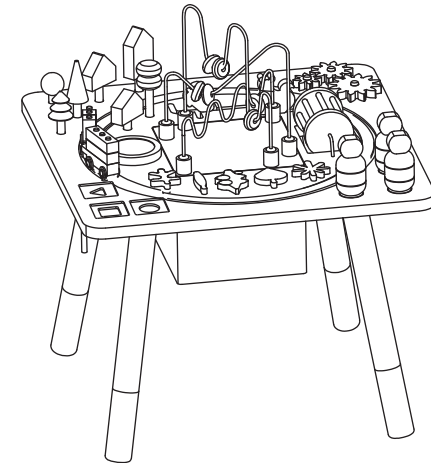
MADE IN CHINA

    @wonderandwise



Awesome Activity Table

Assembly Instructions



 **WARNING:**
CHOKING HAZARD - Small parts.
Not for children under 3 yrs.

 **WARNING:**
Keep away from flame.
Adult supervision recommended.
Assembly by an adult.

 **WARNING:**
Assembly by an adult.

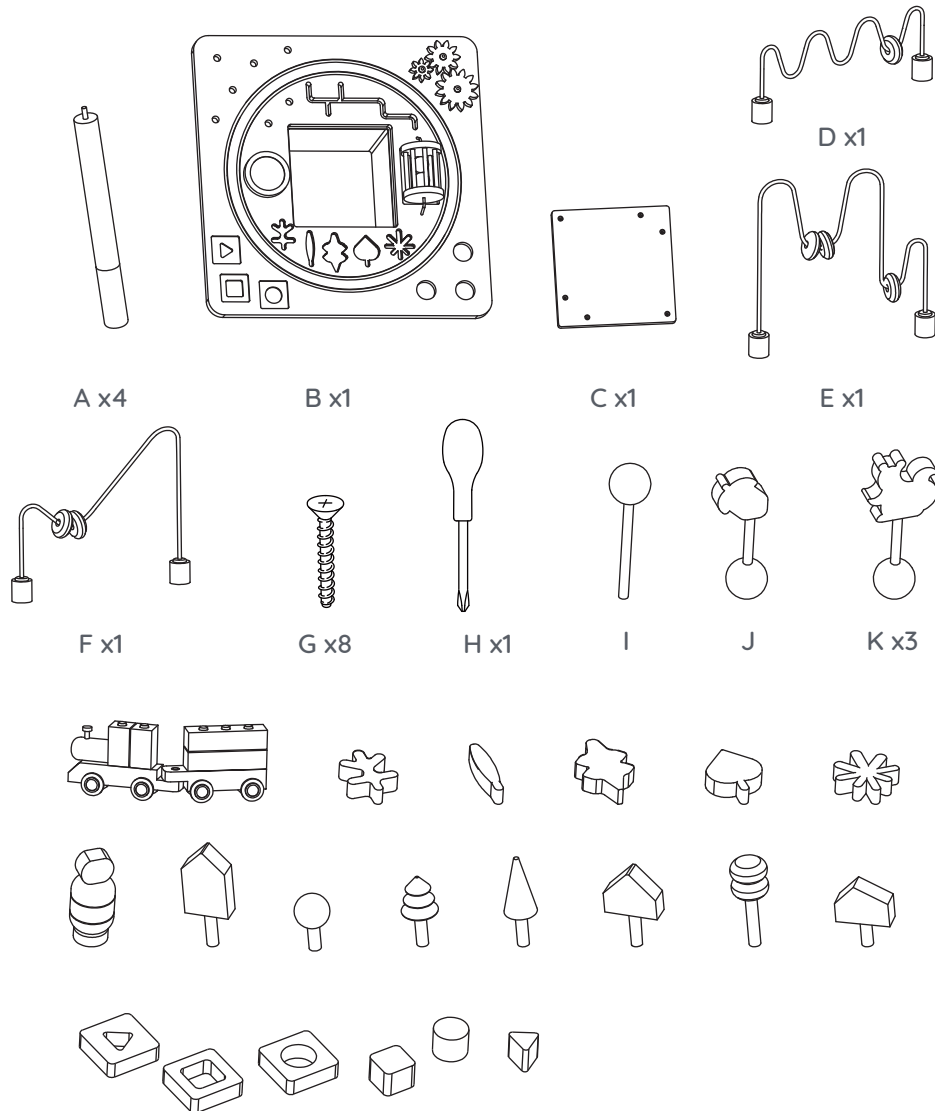
 **AVERTISSEMENT:**
Garder à l'écart du feu
et ériger sous la surveillance d'un adulte.
Assemblée par un adulte.

 **ADVERTENCIA:**
Mantenga alejado del fuego
y ensamble bajo supervisión de adultos.
Asamblee por un adulto.

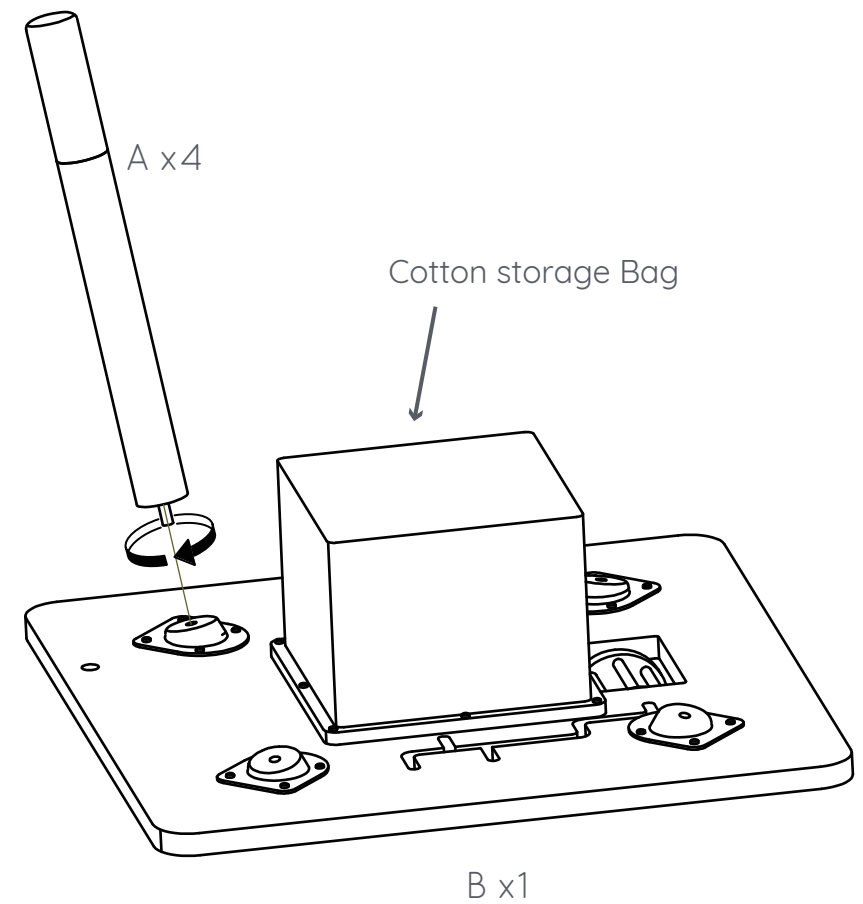
P.O. Box 3054
City of Industry CA 91744
T: 626.333.4222
E: info@asweets.com
www.wonderandwise.com

Designed in USA Made in China

Parts:

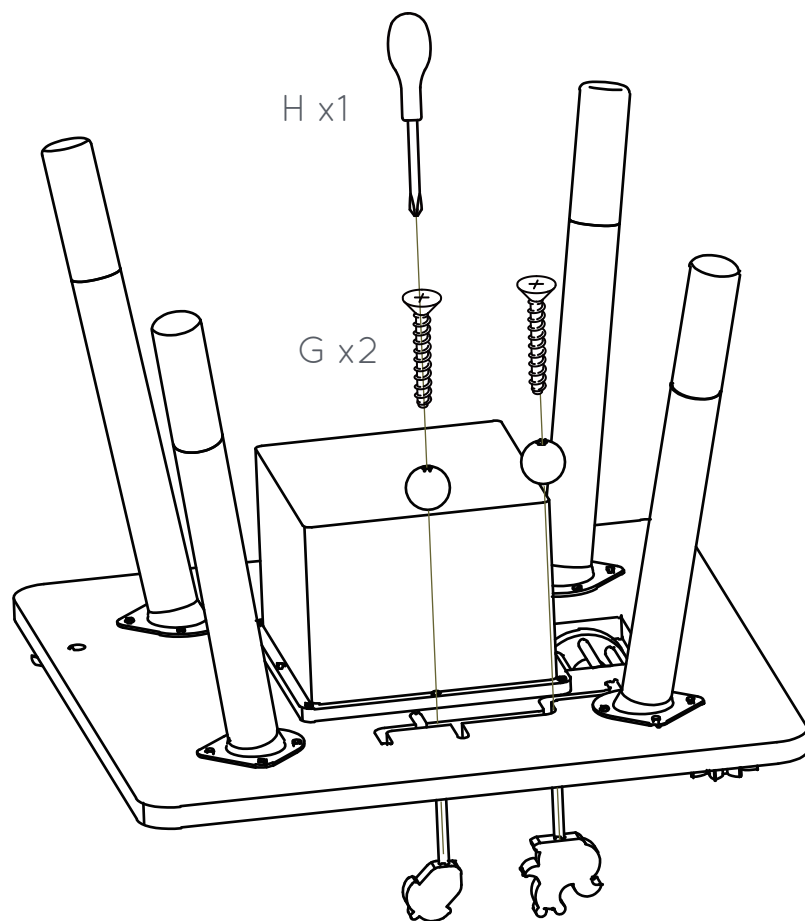


Step 1 Screw the legs (4pcs of A) in clockwise direction
No screwdriver is needed



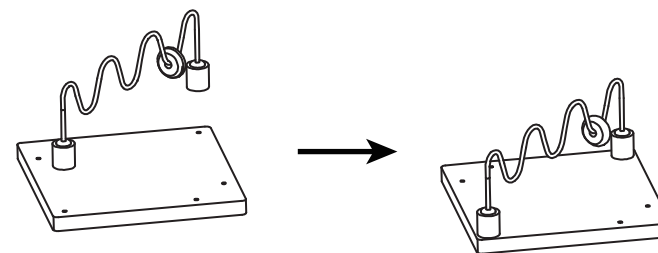
by asweets

Step 2 Use Screwdriver (H) to screw squirrel (J) and pine cone (I) ;
2pcs of Screws (G) are needed.



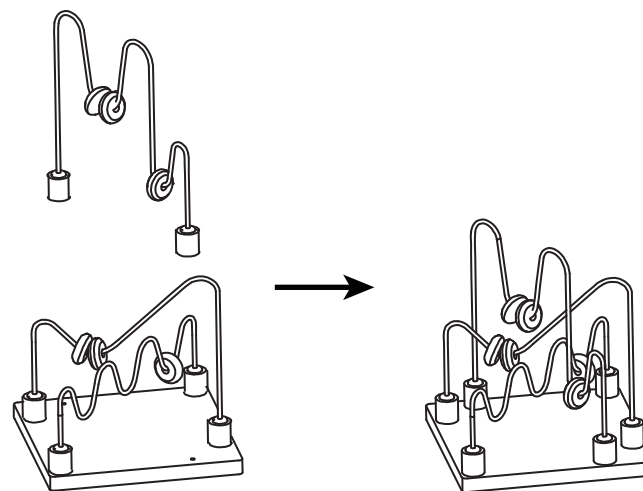
Step 3

Center Maze



a

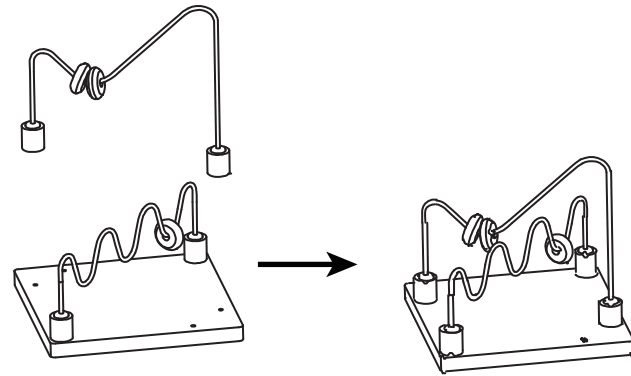
Use screwdriver (H) to screw Maze (D) diagonally;
2pcs of Screws (G) are needed



C

Use screwdriver (H) to screw Maze (E) diagonally;
2pcs of Screws (G) are needed

Step 4

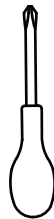


b

Use screwdriver (H) to screw Maze (F) diagonally;
2pcs of Screws (G) are needed




G x6



H x1

Step 5



Put the center maze onto the table